

Thermodynamic modeling of the C-H-O-S fluid system

PINGFANG SHI, S. K. SAXENA

Planetary Geochemistry Program, Department of Mineralogy and Petrology, Box 555, Uppsala University, S-751 22, Uppsala, Sweden

ABSTRACT

The pressure-volume-temperature (P - V - T) relations and fugacities of pure fluid phases in the C-H-O-S system (H_2O , CO_2 , CH_4 , CO , O_2 , H_2 , S_2 , SO_2 , COS , H_2S) are determined from the equation of corresponding state and other empirical equations from low temperature and pressure to moderate temperature and pressure. The intermolecular potential theory is used to calculate the pressure-volume-temperature-composition (P - V - T - X) and pressure-volume-temperature-activity (P - V - T - a) relations in the C-H-O-S fluid mixture. The model is useful in calculations of phase equilibria and fluid proportions over the temperature-pressure range of the crust of the Earth.

INTRODUCTION

Knowledge of the composition of a C-H-O-S multi-component fluid in equilibrium with carbonate + silicate + oxide + sulfide assemblages is important in understanding the origin and evolution of the heterogeneous phase equilibria involving fluids in natural geological systems and industrial processes. The main fluid species in this system are H_2O , CO_2 , CH_4 , CO , O_2 , H_2 , S_2 , SO_2 , COS , and H_2S .

Thermodynamic properties for the C-H-O fluid system have been successfully modeled by several versions of modified Redlich-Kwong (MRK) equation (e.g., Holloway, 1977, 1982; Flowers, 1979; Delany and Helgeson, 1978; Kerrick and Jacobs, 1981; Bottinga and Richet, 1981; Halbach and Chatterjee, 1982; Flowers and Helgeson, 1983; Connolly and Bodnar, 1983; Rimbach and Chatterjee, 1987), Ursell-Mayers virial equation (e.g., Haar et al., 1984), Levelt Sengers nonclassical equation (e.g., Levelt Sengers et al., 1983a, 1983b; Sengers and Levelt Sengers, 1984, 1986; Hill and White, 1985), Saul-Wagner equation (e.g., Saul and Wagner, 1987, 1989; Sato et al., 1989), Schmidt-Wagner equation (e.g., Friend et al., 1989), unified fundamental equation (e.g., Hill, 1990; Johnson and Norton, 1991), and some other polynomials (e.g., Grevel, 1990; Holland and Powell, 1991). The corresponding-state formulation was used by Ross and Ree (1980) and Saxena and Fei (1987a, 1987b, 1988b) to study the P - V - T relationships, and a molecular-potential mixing model was used to investigate the P - V - T - X and P - V - T - a relations in the C-H-O fluid mixtures by Saxena and Fei (1988a). The theory of perturbation of liquid (e.g., Weeks et al., 1971) and the method of molecular dynamics (e.g., Brodholt and Wood, 1990; Belonoshko and Saxena 1991a, 1991b; Fraser and Refson, 1992) are also utilized in simulating the P - V - T relations of C-H-O fluids at high temperatures and pressures. However, few studies treat the complete C-H-O-S fluid system (Ryzhenko and

Volkov, 1971; Ohmoto and Kerrick, 1977; Burruss, 1981; Ferry and Baumgartner, 1987; Poulson and Ohmoto, 1989; Hall et al., 1991).

This study extends the work of Belonoshko and Saxena (1991a, 1991b) and Saxena and Fei (1987a, 1987b, 1988a, 1988b) to include a lower pressure-temperature range from critical points up to 2000 °C and 20 kbar and the S-bearing species. We determined new equations for H_2O and the four S-bearing species and used new fits for H, completing a C-H-O-S multicomponent fluid model that is applicable over a sufficient range of geologically interesting temperatures and pressures. We used all available experimental P - V - T data on pure fluid species and P - V - T - X and P - V - T - a data on fluid mixtures (Kennedy, 1954; Takenouchi and Kennedy, 1964; Jusa et al., 1965; Tziklis and Koulikova, 1965; Babb et al., 1968; Burnham et al., 1969; Greenwood, 1969, 1973; Presnall, 1969; Robertson and Babb, 1970; Ryzhenko and Malinin, 1971; Mel'nik, 1972, 1978a, 1978b; Shmonov and Shmulovich, 1974; Tziklis et al., 1975; Angus et al., 1976; Tanishita et al., 1976; Tziklis, 1977; Schmidt, 1979; Hilbert, 1979; Shmulovich and Shmonov, 1978; Shmulovich et al., 1980, 1982; Hanafusa et al., 1983; Zakirov, 1984; Frantz, 1990; Sterner and Bodnar, 1991). To demonstrate the applicability of this complete model of multicomponent C-H-O-S fluids, we also used the experimental data from several experiments on phase equilibria (e.g., Eugster and Wones, 1962; French and Eugster, 1965; French, 1966; Craig and Scott, 1974; Chou, 1978, 1986, 1987; Chou and Cygan, 1990; Barton and Toulmin, 1964; Burt, 1971, 1972; Gamble, 1978, 1982; Burton, 1978; Haselton et al., 1978; Burton et al., 1982; Myers and Eugster, 1983; Whitney, 1984; Jakobsson and Oskarsson, 1990; Kishima, 1986, 1989; Ulmer and Luth, 1991, among others).

Applications of this model of C-H-O-S multicomponent fluid to some geological systems, including calculations of some important buffers of f_{O_2} , f_{H_2} , f_{CO_2} , f_{CH_4} , and

f_{S_2} , the phase equilibria and fluid proportions in the Fe-Si-O-H-S system, the stability of graphite under a number of buffer conditions, and the stability of hedenbergite and andradite, will be presented in other papers.

EQUATIONS OF STATE FOR PURE PHASES

The law of corresponding states

$$Z = \frac{PV}{RT} = f(P_r, T_r) \quad (1)$$

where Z is the compressibility factor, P_r is the reduced pressure (P/P_{cr}), and T_r is the reduced temperature (T/T_{cr}), has been used in modeling the C-H-O fluid phases at moderate to high pressures and temperatures by Mel'nik (1972, 1978a), Ross and Ree (1980), and Saxena and Fei (1987a, 1987b, 1988b). The equation of Saxena and Fei (1987a, 1987b, 1988b), in terms of compressibility factor as a function of pressure and temperature, is

$$Z(P, T) = A(T) + B(T)P_r + C(T)P_r^2 + D(T)P_r^3 \quad (2)$$

for the corresponding-state gases (CO_2 , CO , CH_4 , and O_2) and H_2 . The formulations of temperature-dependent coefficients $A(T)$, $B(T)$, $C(T)$, $D(T)$ can be generalized as follows:

$$\begin{aligned} Q(T)_{(P \geq 1 \text{ kbar})} = & Q_1 + Q_2 T_r + Q_3 T_r^{-1} \\ & + Q_4 T_r^2 + Q_5 T_r^{-2} + Q_6 T_r^3 \\ & + Q_7 T_r^{-3} + Q_8 \ln T_r \end{aligned} \quad (3a)$$

$$\begin{aligned} Q(T)_{(P < 1 \text{ kbar})} = & Q_1 + Q_2 T_r^{-1} + Q_3 T_r^{-1.5} \\ & + Q_4 T_r^{-3} + Q_5 T_r^{-4} \end{aligned} \quad (3b)$$

where Q_1 – Q_8 are constants listed in Table 1. This generalization is useful in organizing the coefficients in Equation 2 in tabular form, avoiding the writing of several equations. This is also computationally convenient.

Since the molar Gibbs free energy of a species requires the $\int V dP$ term, we use the following relations for expressing the molar volume as a function of P and T :

$$V(P, T) = \frac{RTZ(P, T)}{P} \quad (4)$$

i.e., for CO_2 , CO , CH_4 , O_2 , and H_2 ,

$$\begin{aligned} V(P, T) = RT[A(T)P^{-1} + B(T)P_{cr}^{-1} + C(T)P_{cr}^{-2}P \\ + D(T)P_{cr}^{-3}P^2]. \end{aligned} \quad (5)$$

Table 1 gives the values for the temperature-dependent coefficients in $Z(P, T)$ and $V(P, T)$ (Eqs. 2, 3, 5) used or determined in this study. Many of these values have been adopted from previous studies. For individual pure H_2O phase, many equations are available in literature. As pointed out by Saxena and Fei (1987a), the virial-type formulations (Saxena and Fei, 1987a, 1987b; Holland and Powell, 1991) are not useful at or near critical range be-

cause, first, the specific partial derivatives of the state surface diverge to $\pm\infty$ at critical point and $V(P, T)$ changes discontinuously across the saturation curve and, second, there are substantial discrepancies between the theoretical and experimental P - V - T data. We therefore adopted the Saul-Wagner equation (Saul and Wagner, 1987, 1989), which covers the range from the melting line to 1000 °C and 25 kbar as well as the critical range. For other C-H-O phases (CO_2 , CO , CH_4 , O_2 , and H_2), we chose the results from Saxena and Fei (1987a, 1987b, 1988b), shown in Table 1, parts a and b. Our calculated P - V - T relations for H_2O , CO_2 , CH_4 , and H_2 are not significantly different from those obtained from some of the other existing models (e.g., Holloway, 1977, 1982; Halbach and Chatterjee, 1982; Haar et al., 1984; Rimbach and Chatterjee, 1987; Friend et al., 1989; Hill, 1990; Holland and Powell, 1991; Johnson and Norton, 1991).

In this study, we determined the equation of state using the corresponding-state equation for H_2 and pure S-bearing species (S_2 , SO_2 , COS , and H_2S). In order to use the theory of corresponding state, the critical points (P_{cr} , T_{cr}) for each species must be known. These data are known for H_2 , SO_2 , COS , and H_2S , shown in Table 2, but had to be estimated for S_2 (see discussion below).

The values determined for the temperature-dependent coefficients for H_2 are given in Table 1, part b, which are same as those in Saxena and Fei (1987a) at pressures below 1 kbar. A reoptimization led to an improved fit of the data above 1 kbar; therefore the data are slightly different from those shown in Saxena and Fei (1988b) at pressures above 1 kbar. Figures 1a–1c show the P - V - T relations for H_2 . There is excellent agreement between our theoretical curve and the data of Presnall (1969). The precision of the fit with the experimental data for H from this set of parameters, in terms of $\delta Z(P, T)$, is quite good: the maximum of $\delta Z(P, T)$ is ± 0.0186 , which is much smaller than ± 0.0253 in Saxena and Fei (1988b). The error in volume is generally smaller than $\pm 2.5\%$. For a discussion of fit of the experimental P - V - T data on species CO_2 , CO , CH_4 , and O_2 , refer to Saxena and Fei (1987a, 1987b).

The P - V - T relationships of four S-bearing species in the C-H-O-S system (S_2 , SO_2 , COS , and H_2S) were assessed by using the volume-explicit equation (Eqs. 5, 3a) in this study. Some experimental P - V - T data are available for SO_2 (Mel'nik, 1978b) and H_2S (Reamer et al., 1950; Mel'nik, 1978b; Rau and Mathia, 1982). Because the misfit of P - V - T data calculated directly from the corresponding-state equation derived in Saxena and Fei (1987a) is substantial for both SO_2 and H_2S , the parameters in the equation for them should be adjusted. The optimized parameters for the equation of state are presented in Table 1, parts c and d. Figure 2 shows the P - V - T relationships for SO_2 at pressures from 5 bars to 10 kbar, and Figure 3 shows the relationships for H_2S from 100 bars to 10 kbar. The theoretical curves fit the experimental points very well. The precision of the fit with the experimental data for these two species from this set of

TABLE 1. Modeling of P - V - T properties of C-H-O-S supercritical fluids

P (bar)		(1a) Corresponding-states fluid species (O_2 , CO_2 , CO , CH_4 , S_2 , COS)			D (T)
		A (T)	B (T)	C (T)	
<1000*	Q_1	1.00	0	0	
	Q_2	0	0.9827E - 01	0	
	Q_3	0	0	-0.1030E - 02	
	Q_4	0	-0.2709E + 00	0	
	Q_5	0	0	0.1427E - 01	
1000-5000*	Q_1	1.000E + 00	0	0	
	Q_2	0	0	0	
	Q_3	0	9.122E - 02	0	
	Q_4	0	0	0	
	Q_5	-5.917E - 01	0	-1.416E - 04	
	Q_6	0	0	0	
	Q_7	0	0	0	
	Q_8	0	0	-2.835E - 06	
>5000**	Q_1	2.0614E + 0	0	0	0
	Q_2	0	0	0	0
	Q_3	0	5.513E - 02	-1.894E - 06	5.053E - 11
	Q_4	0	0	0	0
	Q_5	-2.235E + 00	3.934E - 02	-1.109E - 05	0
	Q_6	0	0	0	-6.303E - 21
	Q_7	0	0	-2.189E - 05	0
	Q_8	-3.941E - 01	0	0	0
P (bar)		A (T)	(1b) H_2 B (T)	C (T)	D (T)
<1000*	Q_1	1.00	0	0	
	Q_2	0	0.9827E - 01	0	
	Q_3	0	0	-0.1030E - 02	
	Q_4	0	-0.2709E + 00	0	
	Q_5	0	0	0.1427E - 01	
>1000	Q_1	2.2615E + 00	-2.6707E - 04	-2.3376E - 09	-3.2606E - 15
	Q_2	0	0	0	0
	Q_3	-6.8712E + 01	2.0173E - 01	3.4091E - 07	2.4402E - 12
	Q_4	0	0	0	0
	Q_5	-1.0573E + 04	4.5759E + 00	-1.4188E - 03	-2.4027E - 09
	Q_6	0	0	0	0
	Q_7	0	0	0	0
	Q_8	-1.6936E - 01	3.1452E - 05	3.0117E - 10	0
P (bar)		A (T)	(1c) SO_2 B (T)	C (T)	
1-10000	Q_1	0.92854E + 00	0.84866E - 03	-0.35456E - 03	
	Q_2	0.43269E - 01	-0.18379E - 02	0.23316E - 04	
	Q_3	-0.24671E + 00	0.66787E - 01	0.94159E - 03	
	Q_4	0	0	0	
	Q_5	0.24999E + 00	-0.29427E - 01	-0.81653E - 03	
	Q_6	0	0	0	
	Q_7	-0.53182E + 00	0.29003E - 01	0.23154E - 03	
	Q_8	-0.16461E - 01	0.54808E - 02	0.55542E - 04	
P (bar)		A (T)	(1d) H_2S B (T)	C (T)	
1-500	Q_1	0.14721E + 01	0.16066E + 00	-0.28933E + 00	
	Q_2	0.11177E + 01	0.10887E + 00	-0.70522E - 01	
	Q_3	0.39657E + 01	0.29014E + 00	0.39828E + 00	
	Q_4	0	0	0	
	Q_5	-0.10028E + 02	-0.99593E + 00	-0.50533E - 01	
	Q_6	0	0	0	
	Q_7	0.45484E + 01	-0.18627E + 00	0.11760E + 00	
	Q_8	-0.38200E + 01	-0.45515E + 00	0.33972E + 00	
500-10000	Q_1	0.59941E + 00	0.22545E - 01	0.57375E - 03	
	Q_2	-0.15570E - 02	0.17473E - 02	-0.20944E - 05	
	Q_3	0.45250E - 01	0.48253E - 01	-0.11894E - 02	
	Q_4	0	0	0	
	Q_5	0.36687E + 00	-0.19890E - 01	0.14661E - 02	
	Q_6	0	0	0	
	Q_7	-0.79248E + 00	0.32794E - 01	-0.75605E - 03	
	Q_8	0.26058E + 00	-0.10985E - 01	-0.27985E - 03	

* Data from Saxena and Fei (1987a).

** Data from Saxena and Fei (1987b).

TABLE 2. The critical data of C-H-O-S fluid phases

Phase	T_{cr} (K)	P_{cr} (bar)
H ₂ O	647.25	221.1925
CO ₂	304.15	73.8659
CH ₄	191.05	46.4069
CO	133.15	34.9571
O ₂	154.75	50.7638
H ₂	33.25	12.9696
S ₂	208.15	72.954
SO ₂	430.95	78.7295
COS	377.55	65.8612
H ₂ S	373.55	90.0779

Note: The critical data for H₂O, CO₂, CH₄, CO, O₂, H₂, SO₂, COS, and H₂S are from Mills (1974), JANAF (1985), Prausnitz et al. (1986), Reid (1986), Weast et al. (1988). For S₂, the critical data are assumed in this study.

parameters is $\delta Z(P, T) = \pm 0.080$ and $\delta V(P, T) = \pm 4.0\%$. There are no experimental data on S₂ and COS.

In a recent study by Poulson and Ohmoto (1989), the critical point of S₂ was assumed to be the same as that of S ($T_{cr} = 1314$ K, $P_{cr} = 209.74$ bars, taken from Mathews, 1972). Based on such values, a number of calculations for geochemical equilibria were performed. But this choice resulted in unrealistic P - V - T relationship at moderate temperature range (500–1200 K) and unreasonable $RT \ln f$ values over a large temperature and pressure range. They also set the fugacity coefficient for pure S₂ as 1.0 and calculated the nonideal mixing parameters a and b (in Holloway-Flowers MRK equation) by using the critical point of S. Obviously, these assumptions would introduce significant errors in the calculations. To express the P - V - T relationship of S₂ as precisely as possible, we estimated its critical point by searching for the relationship between the molecular entropies and critical points. Figure 4 shows such a relationship for nonpolar (O₂, H₂, CH₄, S₂, F₂, Cl₂, I₂, N₂, etc.) and polar species (H₂O, H₂S, CO₂, CO, SO₂, SO, COS, CS₂, HF, HCl, HBr, HI, etc.), from which one notes the relation of physical and thermodynamic variables of certain molecules to their electronic structures. The S atom has an electronic structure ns^2np^4 , and S₂ has a d-overlapping covalence bonding very similar to that of O₂, CO, and SO, as well as of CO₂, COS, and SO₂. The statistical and thermodynamic basis for this kind of choice may be supported by more precise quantum mechanical calculation. Although the relationships are vague, we demonstrate in the following sections and further studies in heterogeneous phase equilibria (to be published in succeeding papers) that the selected values of T_{cr} and P_{cr} are reasonable and useful in the calculations of various thermodynamic equilibria in the S-bearing systems over geological temperature and pressure conditions. Our choice for S₂ is $T_{cr} = 208.15$ K, $P_{cr} = 72.95$ bars (see Fig. 4).

Because experimental P - V - T data for both S₂ and COS are not available, we assumed that S₂ and COS behave similarly to O₂, CO₂, CO, and CH₄ and applied the principle of corresponding state for S₂ and COS species, using Equations 2, 3a, 3b, and 5. For S₂ and COS we simply

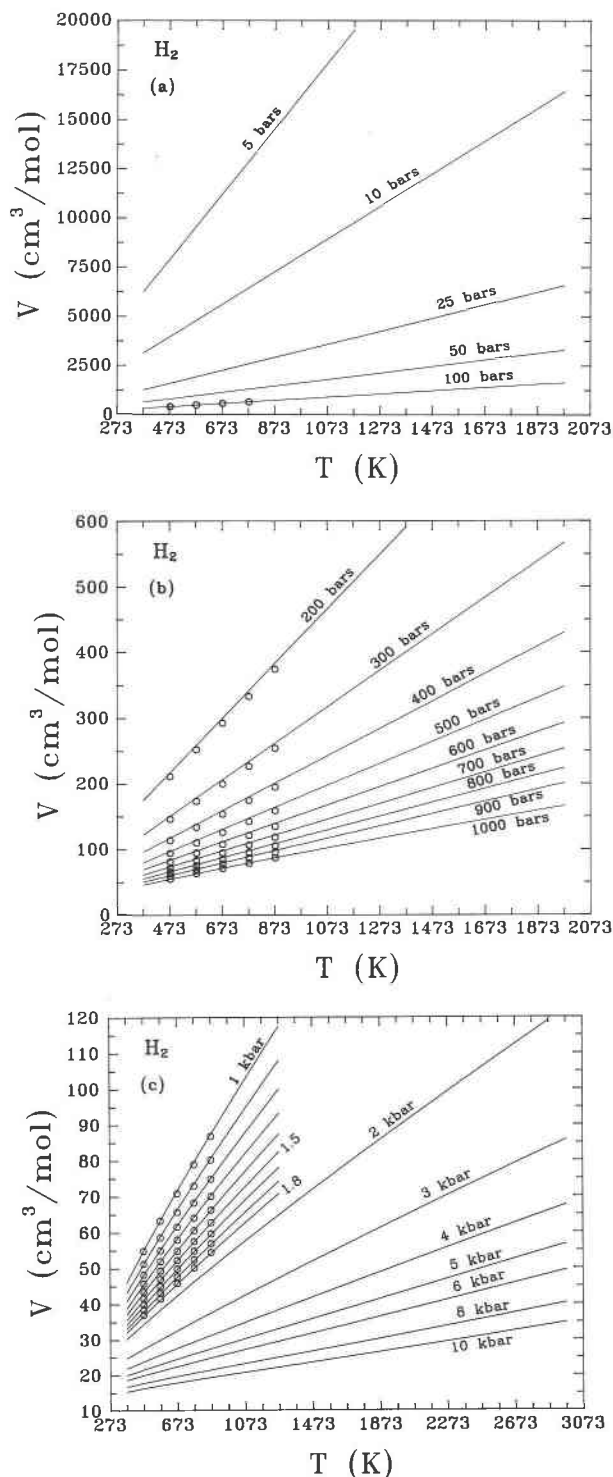


Fig. 1. P - V - T relation of H₂: (a) 1–100 bars; (b) 200 bars–1 kbar; (c) 1–10 kbar. The theoretical curves are compared with experimental data from Presnall (1969).

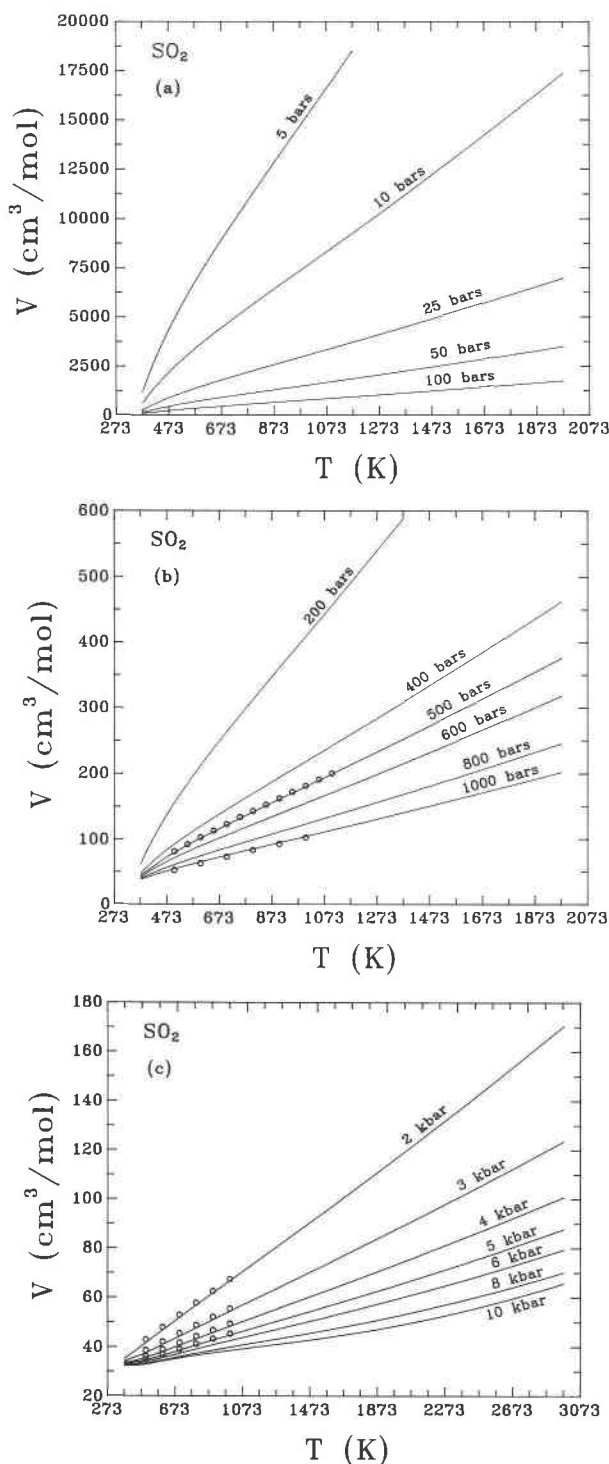


Fig. 2. P - V - T relation of SO₂: (a) 5–100 bars; (b) and (c) 200 bars–10 kbar, compared with data from Mel'nik (1978b).

adopted the same temperature-dependent coefficients as those of O₂, CO₂, CO, and CH₄ (Table 1, part a).

Tabulated data on volumes of C-H-O-S fluid species from low temperatures and pressures to high temperatures and pressures may be obtained from the authors.

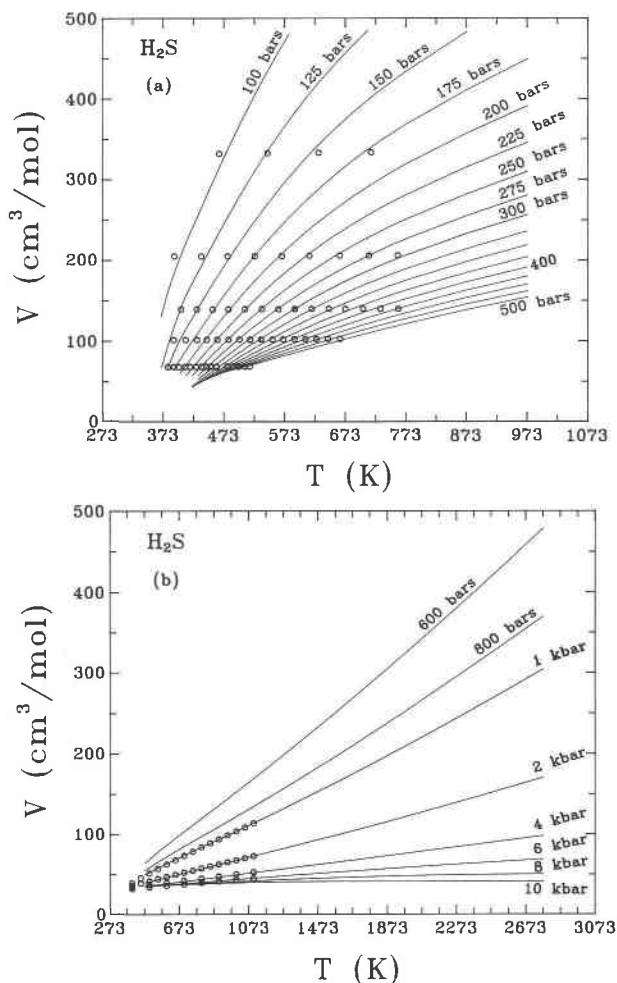


Fig. 3. P - V - T relation of H₂S: (a) 100–500 bars, compared with data from Rau and Mathia (1982); (b) 600 bars–10 kbar, compared with data from Mel'nik (1978b).

THERMODYNAMIC PROPERTIES OF PURE PHASES

The equation of state of a substance defines the functional relations among its intensive variables and physical surroundings. The thermodynamic status of the substance is constrained by the Gibbs-Duhem equation, from which all thermodynamic properties, including the Gibbs free energy, Helmholtz free energy, internal energy, fugacity, enthalpy, entropy, isobaric heat capacity, isochoric heat capacity, isothermal compressibility, and isobaric expansivity, can be calculated.

The standard thermodynamic properties, including $H_{f(1,298)}^0$, $S_{f(1,298)}^0$, and $C_p(1,T)$, for all ten pure fluid phases are listed in Table 3. Saul and Wagner (1989) calculated the thermodynamic properties of H₂O as functions of temperature and pressure. For corresponding-state C-H-O gases and S-bearing species, the Gibbs free energy and fugacity, as functions of both temperature and pressure, are calculated as follows.

The Gibbs free energy of formation of a pure phase at a given temperature and pressure, referring to a standard state of 1 bar and 298.15 K, can be calculated from

$$G_f(P, T) = \int_{298}^T \left(\frac{\partial G}{\partial T} \right)_P dT + \int_1^P \left(\frac{\partial G}{\partial P} \right)_T dP \quad (6a)$$

or

$$G_f(P, T) = G_f(1, T) + \int_1^P V(P, T) dP \quad (6b)$$

where

$$G_f(1, T) = H_{f(1,298)}^0 - TS_{f(1,298)}^0 + \int_{298}^T C_p(1, T) dT - T \int_{298}^T \frac{C_p(1, T)}{T} dT \quad (7)$$

and for fluid phase

$$\int_1^P V(P, T) dP = RT \ln f(P, T). \quad (8)$$

The fluid fugacity f and fugacity coefficient γ for pure phase are given by

$$\ln f(P, T) = \int_{P_0}^P \frac{Z(P, T)}{P} dP + \ln f(P_0, T) \quad (9)$$

and

$$\ln \gamma(P, T) = \int_{P_0}^P \frac{Z(P, T)}{P} dP - \ln P + \ln \gamma(P_0, T) \quad (10)$$

with an assumption as follows: $\gamma(P_0 = 1 \text{ bar}) = 1$; $f(P_0 = 1 \text{ bar}) = 1$.

The integral in the above equations (Eqs. 6b, 8) can be rewritten for convenience as shown below. Using Equation 2, we obtain

$$\begin{aligned} \int_{P_0}^P \frac{Z(P, T)}{P} dP &= A(T) \ln \frac{P_r}{P_{0r}} \\ &+ B(T)(P_r - P_{0r}) \\ &+ \frac{C(T)}{2}(P_r^2 - P_{0r}^2) \\ &+ \frac{D(T)}{3}(P_r^3 - P_{0r}^3) \end{aligned} \quad (11)$$

where $P_r = P/P_{cr}$ and $P_{0r} = P_0/P_{cr}$.

TABLE 3. Thermodynamic properties $\Delta G_{f(1,r)}^0$ of pure C-H-O-S fluid phases

Phase	$\Delta H_{f(1,298)}^0$ (J/mol)	$S_{f(1,298)}^0$ (J/mol·K)	$C_p(T) = a + bT + cT^{-2} + dT^2 + eT^{-3} + fT^{-0.5} + g/T$						
			a (10 ²)	b (10 ⁻³)	c (10 ⁶)	d (10 ⁻⁶)	e (10 ⁶)	f	g (10 ⁴)
H ₂ O	-241 818.46	188.715	0.46461	5.966	6.320	0.0	-7.957	0.0	-1.663
CO ₂	-393 509.38	213.635	0.70728	-0.8822	3.464	0.0	-2.492	0.0	-1.876
CH ₄	-74 809.92	186.155	1.2901	-0.4849	22.21	0.0	-22.91	0.0	-7.656
CO	-110 524.54	197.564	0.38578	0.6513	1.781	0.0	-0.9971	0.0	-0.7725
O ₂	0.00	205.029	0.39450	0.5609	0.9067	0.0	0.006 039	0.0	-0.6101
H ₂	0.00	130.574	0.23948	4.962	0.5279	0.0	-1.525	0.0	0.09536
S ₂	128 365.12	228.070	0.38408	-0.0463	-0.4635	0.0	0.6930	0.0	-0.09936
SO ₂	-296 829.70	248.111	0.71828	-2.672	2.354	0.0	-2.083	0.0	-1.642
COS	-142 088.64	231.459	0.42441	-27.573	0.70732	4.6064	-52.166	0.40721	-1.7432
H ₂ S	-206 27.12	205.685	0.65459	0.9168	9.326	0.0	10.54	0.0	-2.884

Note: The $\Delta H_{f(1,298)}^0$, $S_{f(1,298)}^0$ for all phases are selected from Weast et al. (1988); $C_p(T)$ coefficients for C-H-O fluid phases are same as in Saxena and Fei (1987b); $C_p(T)$ coefficients for S-bearing species are assessed in this study, based on the data given in JANAF (1985); T in K. The real $C_p(T)$ coefficients equal the listed values multiplied by the relative factors. For example, $a = 0.46461 \times 10^2$ for H₂O.

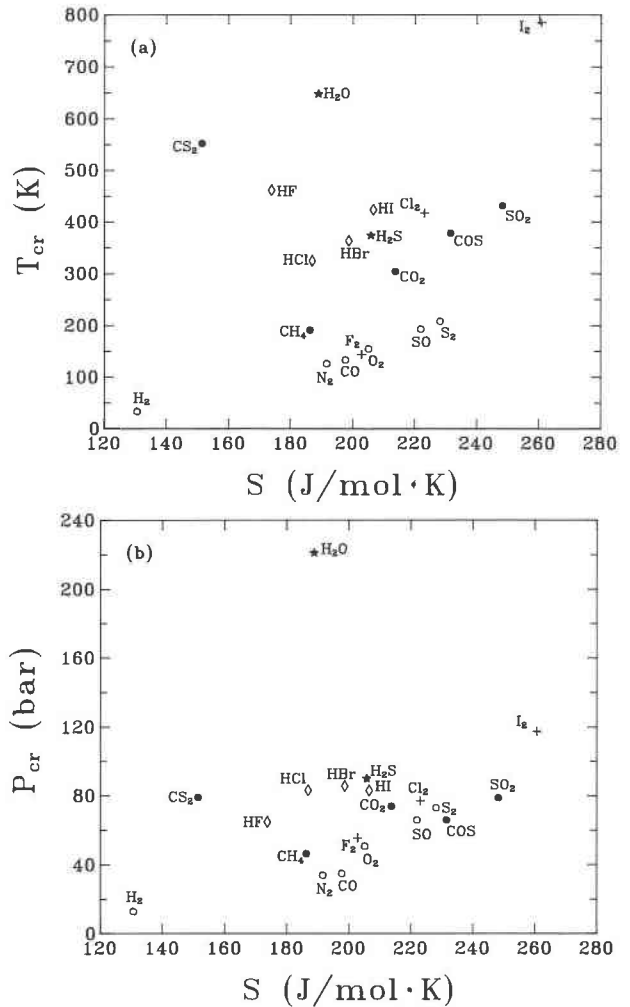


Fig. 4. The relations between molecular entropies and critical data. (a) T_{cr} plotted against molecular entropy. (b) P_{cr} plotted against molecular entropy. Data points except for those of S₂ and SO are from Mills (1974), JANAF (1985), Prausnitz et al. (1986), Reid (1986), and Weast et al. (1988). Group symbols: open circle for the group O₂, N₂, CO, SO, S₂, and H₂; solid circle for the group CO₂, CH₄, SO₂, COS, and CS₂; plus sign for the group F₂, Cl₂, and I₂; diamond for the group HF, HCl, HBr, and HI; star for H₂O and H₂S.

TABLE 4. Interaction energy parameters of C-H-O-S fluid species*

Species	a^*	σ	ϵ/k	μ	α
1. H ₂ O	—	2.650	380.00	1.84	1.59
2. CO ₂	0.615	3.760	424.16	—	2.65
3. CH ₄	0.283	3.565	227.13	—	2.60
4. CO	—	3.760	100.20	0.10	1.95
5. O ₂	0.308	3.109	194.30	—	1.60
6. H ₂	—	2.960	36.70	—	0.79
7. S ₂	0.3	3.0	200.0	0.0	2.0
8. SO ₂	0.3	3.0	200.0	1.61	3.72
9. COS	0.3	3.0	200.0	0.0	2.0
10. H ₂ S	0.3	3.0	200.0	0.0	2.0

* The physicochemical meaning of a^* , σ , ϵ/k , μ , α refer to Saxena and Fei (1988a), Prausnitz et al. (1986). The values for C-H-O fluid species are taken from Saxena and Fei (1988a); the values for S-bearing species are selected from Prausnitz et al. (1986) or assumed in this study (italic numbers), all of which will be taken as zero if ideal mixing is considered.

Tabulated data and plots on $RT \ln f$ of C-H-O-S fluid species from low temperatures and pressures to high temperatures and pressures may also be obtained from the authors.

INTERACTION IN FLUID MIXTURES

For ideal mixing, the activity coefficient of each component in the fluid mixture is unity, i.e.,

$$(f_i^m)_{P,T} = f_i^0 X_i = \gamma_i^0 P X_i \quad (12)$$

where $(f_i^m)_{P,T}$ and X_i are the fugacity and mole fraction of component i in the fluid mixture and f_i^0 and γ_i^0 are, respectively, the fugacity and fugacity coefficient of pure nonideal component i . For nonideal mixing, the individual fluid fugacity $(f_i^m)_{P,T}$ is calculated by

$$(f_i^m)_{P,T} = f_i^0 a_i = \gamma_i^0 \gamma_i^m P X_i \quad (13)$$

where a_i and γ_i^m are, respectively, the activity and activity coefficient of component i in the fluid mixture.

At low temperatures and high pressures, the multicomponent fluid may be nonideal in such a way that the interactions among the components are the functions of temperature, pressure, and fluid bulk composition. Saxena and Fei (1988a) proposed a fluid mixture model for high-temperature and high-pressure C-H-O fluid, based on the intermolecular potential theory (Prausnitz et al., 1986; Reid, 1986). The main ideas can be briefly outlined as follows.

The regular solution energy parameter W_{ij} for the intermolecular mixing reaction between the i th and j th molecules can be defined as

$$W_{ij} = z[\Gamma_{ij} - \frac{1}{2}(\Gamma_{ii} + \Gamma_{jj})] \quad (14)$$

where Γ_{ii} , Γ_{jj} , and Γ_{ij} represent the intermolecular potentials and z denotes the coordination number. The intermolecular potential Γ consists of a Lennard-Jones potential, as given by Stockmayer (Tien and Lienhard, 1971):

$$\Gamma = 4\epsilon \left[\left(\frac{\sigma}{r} \right)^{12} - \left(\frac{\sigma}{r} \right)^6 \right] - \frac{\mu^2}{r^3} \quad (15)$$

TABLE 5. The binary excess free energies of mixing for equimolar compositions of binary mixtures at $P = 1$ kbar and $T = 500$ °C

No.	Binary mixture	G_i^{ex} (J/mol)	No.	Binary mixture	G_i^{ex} (J/mol)
1.	H ₂ O-CO ₂	1087.98	24.	CH ₄ -H ₂ S	8.16
2.	H ₂ O-CH ₄	1094.94	25.	CO-O ₂	2.72
3.	H ₂ O-CO	1080.25	26.	CO-H ₂	32.30
4.	H ₂ O-O ₂	1169.74	27.	CO-S ₂	3.97
5.	H ₂ O-H ₂	1238.47	28.	CO-SO ₂	337.96
6.	H ₂ O-S ₂	1189.31	29.	CO-COS	13.06
7.	H ₂ O-SO ₂	429.46	30.	CO-H ₂ S	2.59
8.	H ₂ O-COS	1123.84	31.	O ₂ -H ₂	2.43
9.	H ₂ O-H ₂ S	1198.42	32.	O ₂ -S ₂	0.05
10.	CO ₂ -CH ₄	0.95	33.	O ₂ -SO ₂	335.30
11.	CO ₂ -CO	-22.31	34.	O ₂ -COS	1.22
12.	CO ₂ -O ₂	22.21	35.	O ₂ -H ₂ S	-0.01
13.	CO ₂ -H ₂	40.89	36.	H ₂ -S ₂	1.23
14.	CO ₂ -S ₂	24.81	37.	H ₂ -SO ₂	336.68
15.	CO ₂ -SO ₂	359.16	38.	H ₂ -COS	-0.55
16.	CO ₂ -COS	33.79	39.	H ₂ -H ₂ S	1.69
17.	CO ₂ -H ₂ S	23.34	40.	S ₂ -SO ₂	335.39
18.	CH ₄ -CO	-7.68	41.	S ₂ -COS	0.73
19.	CH ₄ -O ₂	7.77	42.	S ₂ -H ₂ S	0.02
20.	CH ₄ -H ₂	23.64	43.	SO ₂ -COS	334.94
21.	CH ₄ -S ₂	9.08	44.	SO ₂ -H ₂ S	337.06
22.	CH ₄ -SO ₂	342.97	45.	COS-H ₂ S	0.99
23.	CH ₄ -COS	15.33			

where ϵ , σ , μ , and r are characteristic energy, equilibrium intermolecular distance, dipole moment, and length scale, respectively. Since the length scale r relates the volumetric properties of interacting molecules, Γ and therefore W_{ij} are functions of temperature and pressure.

The excess free energy G^{ex} for binary intermolecular mixing reaction is given by the van Laar equation

$$G^{\text{ex}} = W_{ij} X_i X_j q_i q_j / (X_i q_i + X_j q_j). \quad (16)$$

Then the activity coefficients γ_i can be expressed as

$$RT \ln \gamma_i = W_{ij} q_j / (1 + q_i X_j / q_i X_i)^2 \quad (17)$$

where, in turn, q_i represents the effective volumes. The activity coefficients in ternary or higher order solution are calculated from the Kohler formulation.

The excess molar volume V^{ex} , excess entropy S^{ex} , and excess enthalpy H^{ex} for binary mixtures are defined as

$$\begin{aligned} V^{\text{ex}} &\equiv \left(\frac{\partial G^{\text{ex}}}{\partial P} \right)_T \\ &= X_i X_j q_i q_j / (X_i q_i + X_j q_j) \left(\frac{\partial W_{ij}}{\partial P} \right)_T \end{aligned} \quad (18)$$

$$\begin{aligned} S^{\text{ex}} &\equiv \left(\frac{\partial G^{\text{ex}}}{\partial T} \right)_P \\ &= X_i X_j q_i q_j / (X_i q_i + X_j q_j) \left(\frac{\partial W_{ij}}{\partial T} \right)_P \end{aligned} \quad (19)$$

$$\begin{aligned} H^{\text{ex}} &\equiv G^{\text{ex}} + T S^{\text{ex}} - P V^{\text{ex}} \\ &= X_i X_j q_i q_j / (X_i q_i + X_j q_j) \\ &\quad \times \left[W_{ij} + T \left(\frac{\partial W_{ij}}{\partial T} \right)_P - P \left(\frac{\partial W_{ij}}{\partial P} \right)_T \right]. \end{aligned} \quad (20)$$

The formulations of derivatives $(\partial W_{ij}/\partial P)_T$ and $(\partial W_{ij}/\partial T)_P$ are, however, very complicated. One can calculate the excess functions for each fluid mixture by using the free energy minimization program Solgasmix (Eriksson, 1975; Saxena and Eriksson, 1985). The mixing model is also used for the C-H-O-S fluid system here, by assuming that some of the interaction parameters for S-bearing species may be comparable to those of similar species in the C-H-O fluid. Table 3 lists the interaction energy parameters chosen for the nonideal C-H-O-S fluid in this study. Since the uncertainty in W_{ij} comes mainly from volumetric property, the applicable temperature-pressure range of intermolecular potential formulation is the same as of the pure fluid equation.

This study demonstrates the following:

1. Within the geological temperature-pressure environments, the most significant interaction energies are those in binary mixtures involving H₂O, and the next important are those in binary mixtures involving SO₂. This is because both H₂O and SO₂ have large dipole moments (1.84 and 1.61, respectively; see Table 4). The polynomial coefficients for excess energies and activities as functions of temperature, pressure, and composition regressed from intermolecular potential calculations for these nonideal (polar-polar, polar-nonpolar) binary subsystems may be obtained from the authors. As an example of the binary-excess free energy of mixing, we list such energies for equimolar compositions at a pressure of 1 kbar and temperature of 500 °C in Table 5. Table 5 also shows that the interaction energies in the binary system involving two low-polarizability molecules are negligible.

2. The interaction parameter W_{ij} decreases swiftly with increasing temperature or decreasing pressure (see Fig. 5).

3. The independently calculated P - V - T - X and P - V - T - a relations for H₂O-CO₂, H₂O-H₂, H₂O-CH₄, and CH₄-CO binary fluid mixtures are consistent with available experimental data for H₂O-CO₂ (Takenouchi and Kennedy, 1964; Greenwood, 1969, 1973; Egger and Burnham, 1978; Egger and Kadik, 1979; Chou and Williams, 1979; Shmulovich et al., 1980, 1982; Kerrick and Jacobs, 1981; Zakirov, 1984; Sterner and Bodnar, 1991), for H₂O-H₂ (Shaw, 1963; Seward and Franck, 1981; Smith et al., 1983; Wormald and Colling, 1985; Rimbach and Chatterjee, 1987), and for H₂O-CH₄ (Welsch, 1973; Jacobs and Kerrick, 1981a, 1981b; Smith et al., 1983). No experimental data are available for comparison for the system involving S-bearing species. The only way to check the S-bearing species is to calculate the phase equilibria in the system involving these species and compare the results with experiments.

As an example of the applicability of our mixing model, we show the comparison of calculated P - V - T - X relations of an H₂O-CO₂ binary mixture with the most recent experimental data from Sterner and Bodnar (1991) in Figure 6. Note that the experimental errors of $V_{\text{H}_2\text{O-CO}_2}$ or V^{ex} in experiments are about 0.5 to 1.0 cm³/mol; these come mainly from uncertainties in pressure (σ_{v_p}), tem-

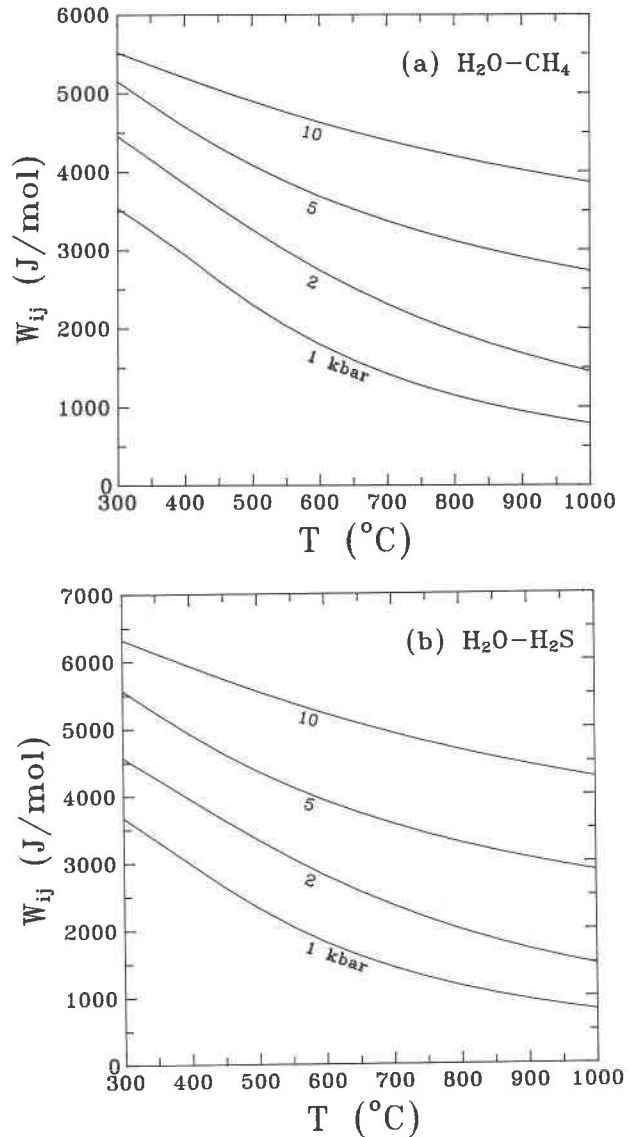


Fig. 5. The temperature and pressure dependence of the binary interaction parameter W_{ij} for the (a) H₂O-CH₄ and (b) H₂O-H₂S binary mixtures.

perature (σ_{v_T}), and fluid composition (σ_{v_X}). Therefore, the fit is very good, especially at high pressures and high temperatures. The mixing data from Shmulovich et al. (1982) were discussed before by Saxena and Fei (1988a).

CONCLUSIONS

The corresponding-state equation for CO₂, CH₄, CO, O₂, H₂, S₂, SO₂, COS, and H₂S, the Saul-Wagner equation for H₂O, and the intermolecular-potential formulation for the fluid mixtures (in the calculation of low to medium temperature-pressure fluid fugacities and activities of the species in the C-H-O-S system) are recommended as a practical solution to a study of the multicomponent behavior of magmatic, metamorphic, and hydrothermal

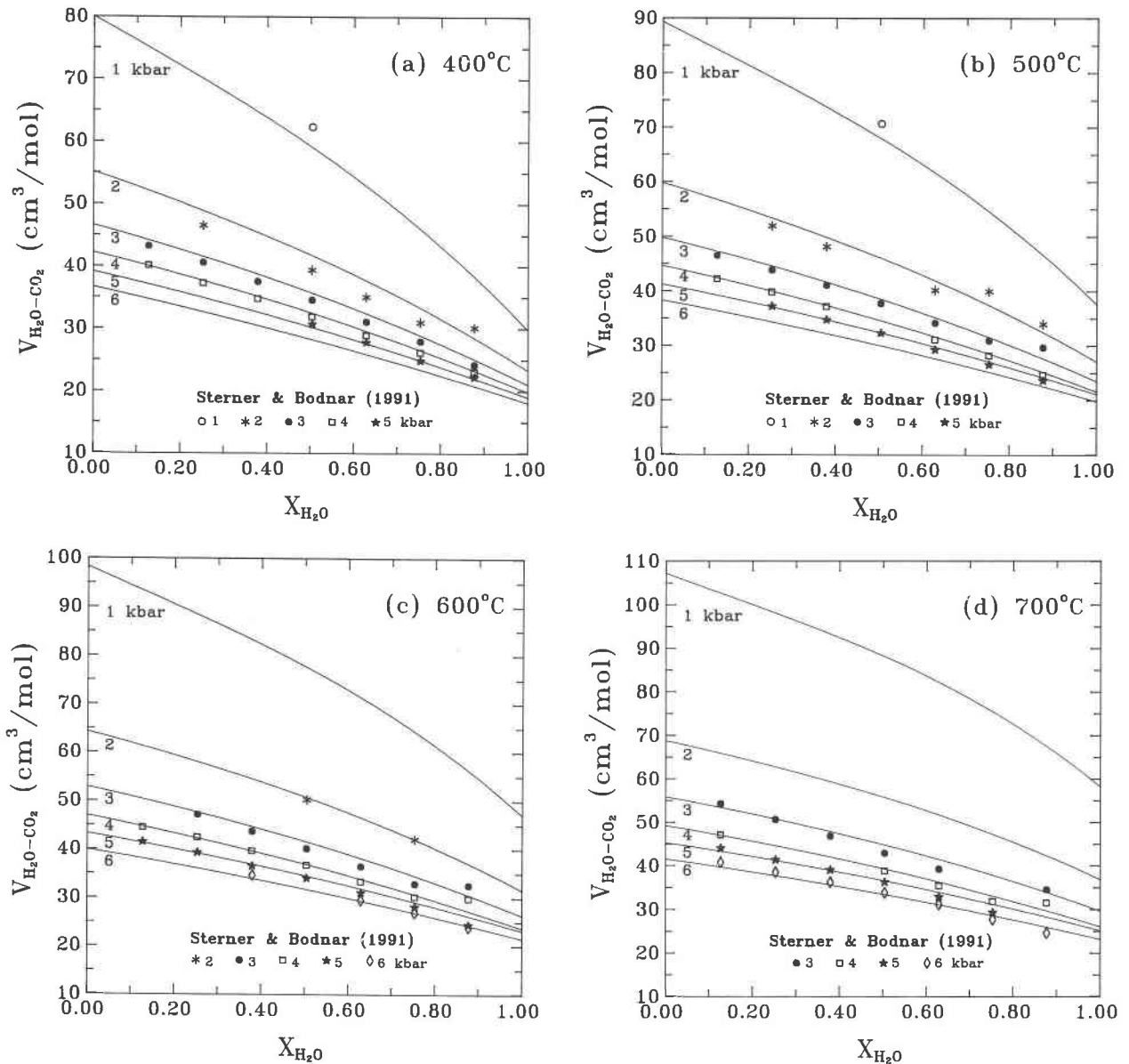


Fig. 6. P - V - T - X relations of H_2O - CO_2 binary mixture, compared with experimental data from Sterner and Bodnar (1991); (a) 400 °C, (b) 500 °C, (c) 600 °C, (d) 700 °C.

fluids. All the available experimental data on P - V - T , P - V - T - X , and P - V - T - a relations for C-H-O-S pure species and mixtures are reproduced well over the temperature-pressure range of geological interest.

As discussed here and in Saxena and Fei (1987a, 1987b, 1988b), this set of corresponding-state equations may be effectively and reliably applied with precision in the crustal temperature-pressure range from critical points up to 2500 K and 20 kbar. To calculate equilibria involving carbonate + silicate + oxide + sulfide + fluid, a valid C-H-O-S fluid model must be applied. This multicomponent C-H-O-S fluid model will be used in calculating buffers of f_{O_2} , f_{H_2} , f_{CO_2} , f_{CH_4} , and f_{S_2} and phase equilibria involving carbonates (including graphite), silicates, oxides, sulfides, and

fluids. The pressure-temperature range from moderate to high for fluids is covered by the molecular-dynamics simulated data of Belonoshko and Saxena (1991a, 1991b). With this work, we have extended the range to low pressures and temperatures. A computer program to calculate the compound properties of the pure fluid (P - V - T and fugacities) in the pressure range from 1 bar to 1 Mbar and in the temperature range from 400 to 2500 K is available from the authors.

ACKNOWLEDGMENTS

The authors thank the Swedish Natural Science Research Council (NFR) for financial support. Thoughtful reviews by I-Ming Chou, Jackie Dixon, and M.S. Ghiorso helped improve the presentation.

REFERENCES CITED

- Angus, S., Armstrong, B., and de Reuck, K.M. (1976) Carbon dioxide: International thermodynamic tables of the fluid state—3, 385 p. Pergamon, Press, Oxford, U.K.
- Babb, S.E., Robertson, S.E., and Scott, G.T. (1968) PVT properties of gases at high pressures. University of Oklahoma Research Institute, Final Report.
- Barton, P.B., and Toulmin, P. (1964) The electrom-tarnish method for determination of fugacity of sulfur in laboratory sulfide systems. *Geochimica et Cosmochimica Acta*, 28, 619–640.
- Belonoshko, A.B., and Saxena, S.K. (1991a) A molecular dynamics study of the pressure-volume-temperature properties of supercritical fluids: I. H₂O. *Geochimica et Cosmochimica Acta*, 55, 381–388.
- (1991b) A molecular dynamics study of the pressure-volume-temperature properties of supercritical fluids: II. CO₂, CH₄, CO, O₂, and H₂. *Geochimica et Cosmochimica Acta*, 55, 3191–3208.
- Bottinga, Y., and Richet, P. (1981) High pressure and temperature equation of state and calculation of the thermodynamic properties of fluid carbon dioxide. *American Journal of Science*, 281, 615–660.
- Brodholt, J., and Wood, B. (1990) Molecular dynamics of water at high temperatures and pressures. *Geochimica et Cosmochimica Acta*, 54, 2611–2616.
- Burnham, C.W., Holloway, J.R., and Davis, N.F. (1969) Thermodynamic properties of water to 1000 °C and 10,000 bars. Geological Society of America Special Paper, 132, 96 p.
- Burruss, R.C. (1981) Analysis of phase equilibria in C-O-H-S fluid inclusions. In L.S. Hollister and M.L. Crawford, Eds., *Fluid inclusions: Applications to petrology*, short course handbook 6, p. 39–74. Mineralogical Association of Canada, Calgary.
- Burt, D.M. (1971) Some phase equilibria in the system Ca-Fe-Si-C-O. Carnegie Institution of Washington Year Book, 70, 185–188.
- (1972) Silicate-sulfide equilibria in Ca-Fe-Si skarn deposits. Carnegie Institution of Washington Year Book, 71, 450–457.
- Burton, J.C. (1978) Experimental and mineralogical studies of skarn silicates, 155 p. Ph.D. thesis, University of Tennessee, Knoxville, Tennessee.
- Burton, J.C., Taylor, L.A., and Chou, I.-M. (1982) The f_{O_2} -T and f_{S_2} -T stability relations of hedenbergite and of hedenbergite-johannsenite solid solutions. *Economic Geology*, 77, 764–783.
- Chou, I.-M. (1978) Calibration of oxygen buffers at elevated P and T using the hydrogen fugacity sensor. *American Mineralogist*, 63, 690–703.
- (1986) Permeability of precious metals to hydrogen at 2 kb total pressure and elevated temperatures. *American Journal of Science*, 286, 638–658.
- (1987) Calibration of the graphite-methane buffer using the f_{H_2} sensors at 2-kbar pressure. *American Mineralogist*, 72, 76–81.
- Chou, I.-M., and Cygan, G.L. (1990) Quantitative redox control and measurement in hydrothermal experiments. In R.J. Spencer and I.-M. Chou, Eds., *Fluid-mineral interactions: A tribute to H.P. Eugster*. The Geochemical Society, Special Publication 2, 3–15.
- Chou, I.-M., and Williams, R.J. (1979) The activity of H₂O in supercritical fluids: H₂O-CO₂ at 600 °C and 700 °C at elevated pressures (abs.). *Lunar Planetary Science*, 10, 201–203.
- Connolly, J.A.D., and Bodnar, R.J. (1983) A modified Redlich-Kwong equation of state for H₂O-CO₂ mixtures—Applications to fluid inclusion studies. *Eos*, 64, 350.
- Craig, J.R., and Scott, S.D. (1974) Sulfide phase equilibria. In Mineralogical Society of America Short Course Notes, 1, CS1–CS110.
- Delany, J.M., and Helgeson, H.C. (1978) Calculation of the thermodynamic consequences of dehydration in subducting oceanic crust to 100 kb and >800 °C. *American Journal of Science*, 278, 638–686.
- Eggler, D.H., and Burnham C.W. (1978) Activity of H₂O in diopside and CO₂-H₂O vapor to 20 kilobars, 600–1400 °C. Geological Society of America Abstract, 10, 395.
- Eggler, D.H., and Kadik, A.H. (1979) The system NaAlSi₃O₈-H₂O-CO₂ to 20 kbar pressure: I. Compositional and thermodynamic relations of liquids and vapors coexisting with albite. *American Mineralogist*, 64, 1036–1048.
- Eriksson, G. (1975) Thermodynamic studies of high temperature equilibria. XII. SOLGASMIX a computer program for calculation of equilibrium compositions in multiphase systems. *Chemica Scripta*, 8, 100–103.
- Eugster, H.P., and Wones, D.R. (1962) Stability relations of the ferruginous biotite, annite. *Journal of Petrology*, 3, 82–125.
- Ferry, J.M., and Baumgartner, L. (1987) Thermodynamic models of molecular fluids at the elevated temperatures and pressures of crustal metamorphism. In Mineralogical Society of America Reviews in Mineralogy, 17, 323–365.
- Flowers, G.C. (1979) Correction of Holloway's (1977) adaptation of the modified Redlich-Kwong equation of state for calculation of the fugacities of molecular species in supercritical fluids of geologic interest. *Contributions to Mineralogy and Petrology*, 69, 315–318.
- Flowers, G.C., and Helgeson, H.C. (1983) Equilibrium and mass transfer during progressive metamorphism of siliceous dolomites. *American Journal of Science*, 283, 230–286.
- Frantz, J.D. (1990) Experimental determination of liquid vapor curves and isochores in the CO₂-CH₄-H₂O system at temperatures to 600 °C and pressure to 3000 bar (abs.). Thermodynamic Data Systematics Symposium, Uppsala University, Uppsala, Sweden.
- Fraser, D.G., and Refson, K. (1992) Estimating thermodynamic properties by molecular dynamics simulations: The properties of fluids at high pressure and temperatures. In S.K. Saxena, Ed., *Advanced physical geochemistry*, vol. 10, p. 60–78. Springer-Verlag, New York.
- French, B.M. (1966) Some geological implications of equilibrium between graphite and a C-H-O gas phase at high temperatures and pressures. *Reviews of Geophysics*, 4, 223–253.
- French, B.M., and Eugster, H. (1965) Experimental control of oxygen fugacities by graphite-gas equilibria. *Journal of Geophysical Research*, 70, 1529–1539.
- Friend, D.G., Ely, J.F., and Ingham, H. (1989) Thermophysical properties of methane. *Journal of Physical and Chemical Reference Data*, 18, 583–638.
- Gamble, R.P. (1978) The sulfidation of andradite and hedenbergite: An experimental study of skarn-ore genesis, 226 p. Ph.D. thesis, Yale University, New Haven, Connecticut.
- (1982) An experimental study of sulfidation reactions involving andradite and hedenbergite. *Economic Geology*, 77, 784–797.
- Greenwood, H.J. (1969) The compressibility of gaseous mixtures of carbon dioxide and water between 0 and 500 bars and 450 and 850 °C. *American Journal of Science*, 267A, 191–208.
- (1973) Thermodynamic properties of gaseous mixtures of H₂O and CO₂ between 450 and 800 °C and 0 to 500 bars. *American Journal of Science*, 273, 561–571.
- Grevel, K.D. (1990) A modified Redlich-Kwong equation of state for methane at temperatures between 150 K and 1500 K and pressures up to 300 kbar (abs.). Thermodynamic Data Systematics Symposium, Uppsala University, Uppsala, Sweden.
- Haar, L., Gallagher, J.S., and Kell, G.S. (1984) NBS/NRC Steam tables. Thermodynamic and transport properties and computer programs for vapor and liquid states of water in SI units, 318 p. McGraw-Hill, New York.
- Halbach, H., and Chatterjee, N.D. (1982) An empirical Redlich-Kwong-type equation of state for water to 1000 °C and 200 kbar. *Contributions to Mineralogy and Petrology*, 79, 337–345.
- Hall, D.L., Bodnar, R.J., and Craig, J.R. (1991) Evidence for postentrapment diffusion of hydrogen into peak metamorphic fluid inclusions from the massive sulfide deposits at Ducktown, Tennessee. *American Mineralogist*, 76, 1344–1355.
- Hanafusa, H.T., Tsuchida, T., Araki, M., Sato, H., Uematsu, M., and Wanatabe, K. (1983) Volumetric properties of water in the critical region. *High Temperature—High Pressure*, 15, 311–320.
- Haselton, H.T., Sharp, W.E., and Newton, R.C. (1978) CO₂ fugacity at high temperatures and pressures from experimental decarbonation reactions. *Geophysical Research Letters*, 5, 753–756.
- Hilbert, R. (1979) PVT values of water and with 25 weight percent sodium chloride to 873 K and 4000 bar, 212 p. Ph.D. thesis, University of Karlsruhe, Karlsruhe, Germany (in German).
- Hill, P.G. (1990) A unified fundamental equation for the thermodynamic properties of H₂O. *Journal of Physical and Chemical Reference Data*, 19, 1233–1274.

- Hill, P.G., and White, H.J. (1985) The IAPS skeleton tables for the thermodynamic properties of ordinary water substance. *Journal of Physical and Chemical Reference Data*, 17, 1477-1490.
- Holland, T., and Powell, R. (1991) A compensated-Redlich-Kwong (CORK) equation for volumes and fugacities of CO₂ and H₂O in the range 1 bar to 50 kbar and 100-1600 °C. *Contributions to Mineralogy and Petrology*, 109, 265-273.
- Holloway, J.R. (1977) Fugacity and activity of molecular species in supercritical fluids. In D.G. Fraser, Ed., *Thermodynamics in geology*, p. 161-181. Reidel, Dordrecht, The Netherlands.
- (1982) Compositions and volumes of supercritical fluids in the Earth's crust. In L.S. Hollister and M.L. Crawford, Eds., *Fluid inclusions: Application to petrology*, p. 13-38. Mineralogical Association of Canada, Calgary.
- Jacobs, G.K., and Kerrick, D.M. (1981a) Methane: An equation of state with application to the ternary system H₂O-CO₂-CH₄. *Geochimica et Cosmochimica Acta*, 45, 607-614.
- (1981b) Devolatilization equilibria in H₂O-CO₂ and H₂O-CO₂-NaCl fluids: An experimental and thermodynamic evaluation at elevated pressures and temperatures. *American Mineralogist*, 66, 1135-1153.
- Jakobsson, S. and Oskarsson, N. (1990) Experimental determination of fluid compositions in the system C-O-H at high P and T and low f_{O₂}. *Geochimica et Cosmochimica Acta*, 54, 355-362.
- JANAF (1985) Thermodynamic tables. *Journal of Physical and Chemical Reference Data*, 14 (suppl. 1), 1842 p.
- Johnson, J.M., and Norton, D. (1991) Critical phenomena in hydrothermal system: State, thermodynamic, electrostatic, and transport properties of H₂O in the critical region. *American Journal of Science*, 291, 541-648.
- Jusa, I., Kmonicek, V., and Sifner, O. (1965) Measurements of the specific volume of carbon dioxide in the range of 700 to 4000 bar and 50 to 475 °C. *Physica*, 31, 1735-1744.
- Kennedy, G.C. (1954) Pressure-volume-temperature relations in CO₂ at elevated temperatures and pressures. *American Journal of Science*, 252, 225-241.
- Kerrick, D.M., and Jacobs, G.K. (1981) A modified Redlich-Kwong equation for H₂O, CO₂, and H₂O-CO₂ mixtures at elevated pressures and temperatures. *American Journal of Science*, 281, 735-767.
- Kishima, N. (1986) Simultaneous determination of molecular hydrogen, sulfide, and sulfate in solution samples from experimental hydrothermal systems. *Analytical Chemistry*, 58, 1255-1258.
- (1989) A thermodynamic study on the pyrite-pyrrhotite-magnetite-water system at 300-500 °C with relevance to the fugacity/concentration quotient of aqueous H₂S. *Geochimica et Cosmochimica Acta*, 53, 2143-2155.
- Levelt Sengers, J.M.H., Kamgar-Parsi, B., Balfour, F.W., and Sengers, J.V. (1983a) Thermodynamic properties of steam in the critical region. *Journal of Physical and Chemical Reference Data*, 12, 1-28.
- Levelt Sengers, J.M.H., Morrison, G., and Chang, R.F. (1983b) Critical behavior in fluids and fluid mixtures. *Fluid Phase Equilibria*, 14, 19-44.
- Mathews, J.F. (1972) The critical constants of inorganic substances. *Chemical Review*, 72, 71-100.
- Mel'nik, Yu.P. (1972) Thermodynamic parameters of compressed gases and metamorphic reactions involving water and carbon dioxide. *Geokhimiya*, 6, 654-662.
- (1978a) Thermodynamic properties of carbon monoxide and methane at high temperatures and pressures—A new correlation based on the principle of corresponding states. *Geokhimiya*, 11, 1677-1691.
- (1978b) Thermodynamic properties of gases under conditions of deep petrogenesis. *Naukova Dumka, Kiev* (in Russian).
- Mills, K.C. (1974) *Thermodynamic data for inorganic sulphides, selenides and tellurides*, 843 p. Butterworth, London.
- Myers, J., and Eugster, H. (1983) The system Fe-Si-O: Oxygen buffer calibrations to 1500 K. *Contributions to Mineralogy and Petrology*, 82, 75-90.
- Ohmoto, H., and Kerrick, D. (1977) Devolatilization equilibria in graphitic systems. *American Journal of Science*, 277, 1013-1044.
- Poulson, S.R., and Ohmoto, H. (1989) Devolatilization equilibria in graphite-pyrite-pyrrhotite bearing pelts with application to magma-pelit interaction. *Contributions to Mineralogy and Petrology*, 101, 418-425.
- Prausnitz, J.M., Lichtenthaler, R.M., and de Azvedo, E.G. (1986) *Molecular thermodynamics of fluid phase equilibria* (2nd edition), 600 p. Prentice-Hall, New York.
- Presnall, D.C. (1969) Pressure-volume-temperature measurements on hydrogen from 200 to 600 °C and up to 1800 atmosphere. *Journal of Geophysical Research*, 74, 6026-6033.
- Rau, H., and Mathia, W. (1982) Equation of state for gaseous H₂S. *Berichte der Bunsengesellschaft für Physikalische Chemie*, 86, 108-109.
- Reamer, H.H., Sage, B.H., and Lacey, W.N. (1950) Volumetric behavior of hydrogen sulfide. *Industrial and Engineering Chemistry*, 42, 140-143.
- Reid, R.C. (1986) *The properties of gases and liquids*. McGraw-Hill, New York.
- Rimbach, H., and Chatterjee, N.D. (1987) Equation of state for H₂, H₂O, and H₂-H₂O mixtures at temperature above 0.01 °C and at high pressures. *Physics and Chemistry of Minerals*, 14, 560-569.
- Robertson, S.L., and Babb, S.E., Jr. (1970) Isotherms of carbon monoxide to 10 kbar and 300 °C. *Journal of Chemical Physics*, 53, 1094-1097.
- Ross, M., and Ree, F.H. (1980) Repulsive forces of simple molecules and mixtures at high density and temperature. *Journal of Chemical Physics*, 73, 6146-6152.
- Ryzhenko, B.N., and Malinin, S.D. (1971) The fugacity rule for the systems CO₂-CH₄, CO₂-N₂, and CO₂-H₂. *Geokhimiya*, 8, 899-913.
- Ryzhenko, B.N., and Volkov, V.P. (1971) Fugacity coefficients of some gases in a broad range of temperatures and pressures. *Geokhimiya*, 7, 760-773.
- Sato, H., Uematsu, M., Watanabe, K., Saul, A., and Wagner, W. (1989) New international skeleton tables for the thermodynamic properties of ordinary water substance. *Journal of Physical and Chemical Reference Data*, 18, 1439-1540.
- Saul, A., and Wagner, W. (1987) International equations for the saturation properties of ordinary water substance. *Journal of Physical and Chemical Reference Data*, 16, 893.
- (1989) A fundamental equation for water covering the range from the melting line to 1273 K at pressure up to 25000 MPa. *Journal of Physical and Chemical Reference Data*, 18, 1537-1564.
- Saxena, S.K., and Eriksson, G. (1985) Anhydrous phase equilibria in Earth's upper mantle. *Journal of Petrology*, 26, 1-13.
- Saxena, S.K., and Fei, Y. (1987a) Fluid at crustal pressures and temperatures. 1. Pure species. *Contributions to Mineralogy and Petrology*, 95, 370-375.
- (1987b) High pressure and high temperature fluid fugacities. *Geochimica et Cosmochimica Acta*, 51, 783-791.
- (1988a) Fluid mixtures in the C-H-O system at high pressure and temperature. *Geochimica et Cosmochimica Acta*, 52, 505-512.
- (1988b) The pressure-volume-temperature equation of hydrogen. *Geochimica et Cosmochimica Acta*, 52, 1195-1196.
- Schmidt, E. (1979) *Properties of water and steam in SI-units (0-800 °C, 0-1000 bar)*, 190 p. Springer-Verlag, New York.
- Sengers, J.V., and Levelt Sengers, J.M.H. (1984) A universal representation of the thermodynamic properties of fluids in the critical region. *International Journal of Thermophysics*, 5, 195-208.
- (1986) Thermodynamic properties of fluids near the critical point. *Annual Review of Physical Chemistry*, 37, 189-222.
- Seward, T.M., and Franck, E.U. (1981) The system hydrogen-water up to 440 °C and 2500 bar pressure. *Berichte der Bunsengesellschaft für Physikalische Chemie*, 85, 2-7.
- Shaw, H.R. (1963) Hydrogen-water vapor mixtures: Control of hydrothermal atmospheres by hydrogen osmosis. *Science*, 139, 1220-1222.
- Shmonov, V.M., and Shmulovich, K.I. (1974) Molar volumes and equations of state of CO₂ at temperatures from 100-1000 °C and pressures from 2000 to 10000 bars. *Doklady Akademii Nauk SSSR*, 217, 205-209.
- Shmulovich, K.I., and Shmonov, V.M. (1978) Tables of thermodynamic properties of gases and liquids. Carbon dioxide. Standard Press, Moscow (in Russian).
- Shmulovich, K.I., Shmonov, V.M., Mazur, V.A., and Kalinichev, A.G.

- (1980) P-V-T and activity concentration relations in the H₂O-CO₂ system (homogeneous solutions). *Geochemical International*, 12, 1807–1824.
- Shmulovich, K.I., Shmonov, V.M., and Zharikov, V.A. (1982) The thermodynamics of supercritical fluid systems. In S.K. Saxena, Ed., *Advances in physical geochemistry*, vol. 2, p. 173–190. Springer-Verlag, New York.
- Smith, G., Sellars, A., Yerlett, T.K., and Wormald, C.J. (1983) The excess enthalpy of (water + hydrogen) vapour and (water + methane) vapour. *Journal of Chemical Thermodynamics*, 15, 29–35.
- Sterner, S.M., and Bodnar, R.J. (1991) Synthetic fluid inclusions. X: Experimental determination of *P-V-T-X* properties in the CO₂-H₂O system to 6 kb and 700 °C. *American Journal of Science*, 291, 1–54.
- Takenouchi, S., and Kennedy, G.C. (1964) The binary system H₂O-CO₂ at high temperatures and pressures. *American Journal of Science*, 262, 1055–1074.
- Tanishita, I., Watanabe, K., Kijima, J., Ishii, H., Oguchi, K., and Uematsu, M. (1976) Experimental study of the P, V, T properties of water in the range 323.15 to 773.15 K and pressures up to 200 MPa. *Journal of Chemical Thermodynamics*, 8, 1–20.
- Tien, C.L., and Lienhard, J.H. (1971) *Statistical thermodynamics*, 397 p. Holt, Rinehart and Winston, New York.
- Tziklis, D.S. (1977) Dense gases. Khimija Press, Moscow (in Russian).
- Tziklis, D.S., and Koulikova, A.I. (1965) Oxygen compressibility determination at pressure to 10000 atm and temperature to 400 °C. *Zhurnal Fizicheskoi Khimii*, 39, 1752–1756 (in Russian).
- Tziklis, D.S., Maslennikova, V.Y., Gavrilov, S.D., Egorov, A.N., and Timofeeva, G.V. (1975) Molar volumes and equation of state of molecular hydrogen at higher pressures. *Doklady Akademii Nauk SSSR*, 220, 189–191 (in Russian).
- Ulmer, P., and Luth, R.W. (1991) The graphite-COH fluid equilibrium in P-T-*f*_{O₂} space: An experimental determination to 30 kbar and 1600 °C. *Contributions to Mineralogy and Petrology*, 106, 265–272.
- Weast, R.C., Melvin, J.A., and Beyer, W.H. (1988) *CRC handbook of chemistry and physics* (69th edition). CRC Press, Boca Raton, Florida.
- Weeks, J.D., Chandler, D., and Andersen, H.C. (1971) Role of repulsive forces in determining the equilibrium structure of simple liquids. *The Journal of Chemical Physics*, 54, 5237–5246.
- Welsch, H. (1973) Die Systeme Xenon-Wasser und Methan-Wasser bei hohen Drücken und Temperaturen. Ph.D. thesis, Institute for Physical Chemistry, Karlsruhe, Germany.
- Whitney, J.S. (1984) Fugacities of sulfurous gases in pyrrhotite-bearing silicic magmas. *American Mineralogist*, 69, 69–78.
- Wormald, C.J., and Colling, C.N. (1985) Excess enthalpies of (water + hydrogen) (g) up to 698.2 K and 11.13 MPa. *Journal of Chemical Thermodynamics*, 17, 437–445.
- Zakirov, I.V. (1984) The P-V-T relations in the H₂O-CO₂ system at 300 and 400 °C up to 1000 bar. *Geochemical International*, 21 (6), 13–20.

MANUSCRIPT RECEIVED OCTOBER 30, 1991

MANUSCRIPT ACCEPTED MAY 4, 1992